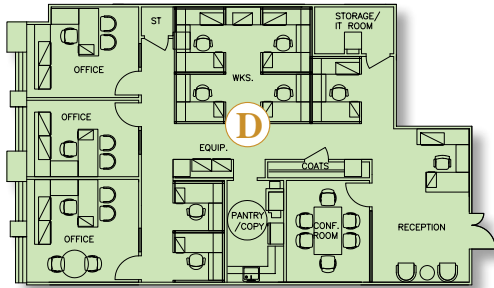
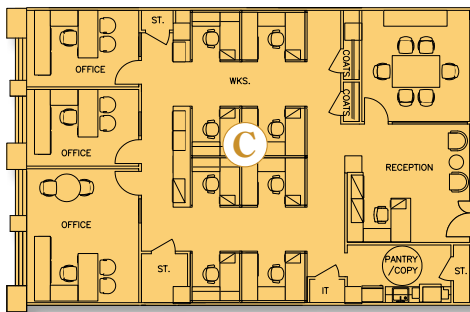


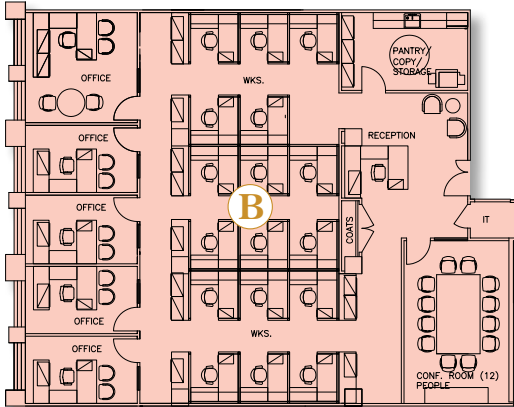
A New Pre-built Line-up in the Heart of Herald Square



- In the heart of Herald Square, directly across from Macy's flagship location and steps from Penn Station, PATH, 14 subway lines, Grand Central Terminal and Port Authority



- 3,000 - 8,000 square foot pre-builts, mid-sized build-to-suits and full floors available immediately
- \$71 million top-to-bottom upgrade program currently underway



LONG-TERM FINANCIALLY STRONG OWNERSHIP
100% COMMISSION ON LEASE SIGNING

Suite D
2,949 sq. ft.

Suite C
3,371 sq. ft.

Suite B
4,868 sq. ft.

Suite A
8,032 sq. ft.

